

Sealants

OC110211 SE sealant sample

South Elevation Floor Expansion Joint Sealant Sample

1 South East 4th floor



2 4th floor joint sealant



3 4th floor joint sealant




South Elevation Floor Expansion Joint Sealant Sample


4 South East 6th floor



5 6th floor joint sealant



6 6th floor joint sealant




Re-inspection Item #014

East Elevation

11 East floors 3-4



8 Item #014 no weeps Before 11.7.11



9 Item #014 w. weeps After 11.15.11



10 Item #014 w. weeps After 11.15.11



Item #014 Inspected 11.7.11

Re-inspected 11.15.11

OC112211 Weeps and Penetrations- General

Weep Holes at Floor Expansion Joints

Weep holes were checked during inspection. Random photos show open ends.

1 weep hole with open end



2 weep hole with open end



Piece of wire inserted in the weep hole to show open ends

3 weep hole with open end



4 weep hole with open end



Re-Inspection Log


- ▶ Date inspected and reported
- ▶ Date re-inspected
- ▶ Results



OC6512 Re-inspection Log

Item #	Date Inspected	Date Re-inspected	Status
Item #001	9.1.11	9.7.11	OK
Item #002	9.1.11	9.2.11	OK
Item #003	9.1.11	9.2.11	OK
Item #004	9.6.11	9.7.11	OK
Item #005	9.8.11	9.29.11	OK
Item #006	9.9.11	11.4.11	OK
Item #007	9.28.11	9.30.11	OK
Item #008	9.28.11	9.30.11	OK
Item #008A	9.28.11	9.29.11	OK
Item #008B	9.28.11	9.29.11	OK
Item #008C	9.28.11	9.29.11	OK
Item #009	9.28.11	9.30.11	OK
Item #010	9.29.11	10.13.11	OK
Item #011	9.30.11	10.19.11	OK
Item #012	9.30.11	10.6.11	OK
Item #013	11.3.11	11.16.11	OK

Item #	Date Inspected	Date Re-inspected	Status
Item #014	11.7.11	11.15.11	OK
Item #015	11.22.11	12.27.11	OK
Item #016	11.22.11	2.7.12	OK
Item #017	11.30.11	2.7.12	OK
Item #018	11.30.11	12.1.11	OK
Item #019	12.8.11	2.7.12	OK
Item #020	12.12.11	12.15.11	OK
Item #021	3-15-12	5.3.12	OK
Item #022	3-15-12	5.3.12	OK
Item #023	3-15-12	6.15.12	OK
Item #024	3-15-12	5.3.12	OK
Item #025	3-15-12	5.3.12	OK
Item #026	3-15-12	5.3.12	OK
Item #027	4-12-12	5.3.12	OK
Item #028	4-12-12	5.3.12	OK
Item #029	4-12-12	5.3.12	OK
Item #030	4-12-12	5.3.12	OK
Item #031	5-24-12	Needs Re-inspection	
Item #032	5-24-12	Needs Re-inspection	



Re-Inspection Item#015

Penetrations for Signs and Light Fixtures

These penetrations should be back-wrapped with a 1/2 inch isolation joint sealed at substrate and backer rod and sealant at the face.

5 Item#015 penetrations in progress



6 Item#015 penetrations in progress



7 Item#015 penetration in progress



8 Item#015 penetration in progress

